Center for Hospice Care
Financial Summary
July 31, 2020

Assets now total over $58.2 million. Our only significant liabilities are our trade accounts payable, accrued payroll, and accrued payroll taxes.

July 2020 Year to Date Summary	Center for Hospice Care	Hospice Foundation	GPIC	Combined
CHC Operating Income	13,788,972			13,788,972
MADS Revenue	99,180			99,180
Development Income		582,759		582,759
Partnership Grants			214,847	214,847
Investment Income (Net)		808,871		808,871
Interest & Other	18,027	106,916	33,521	158,464
Beneficial Interest in Affiliate	(276,066)	(32,765)		
Total Revenue	**13,630,113**	**1,465,781**	**248,368**	**15,653,093**
Total Expenses	**12,951,457**	**1,742,847**	**281,133**	**14,975,437**
Net Gain	**678,656**	**(277,066)**	**(32,765)**	**677,656**
Net w/o Beneficial Interest	*954,722*	*(244,301)*		
Net w/o Investments				***(131,215)***

July 2019 Year to Date Summary	Center for Hospice Care	Hospice Foundation	GPIC	Combined
CHC Operating Income	13,239,218			13,239,218
MADS Revenue	207,876			207,876
Development Income		1,344,754		1,344,754
Partnership Grants			385,232	385,232
Investment Income (Net)		2,699,210		2,699,210
Interest & Other	17,253	38,896	23,752	79,901
Beneficial Interest in Affiliate	2,299,733	366		
Total Revenue	**15,764,080**	**4,083,226**	**408,984**	**17,956,191**
Total Expenses	**11,734,134**	**1,783,493**	**408,618**	**13,926,245**
Net Gain	**4,029,946**	**2,299,733**	**366**	**4,029,946**
Net w/o Beneficial Interest	*1,730,213*	*2,299,367*		
Net w/o Investments				***1,330,736***

Difference	Center for Hospice Care	Hospice Foundation	GPIC	Combined
CHC Operating Income	549,754	0	0	**549,754**
MADS Revenue	(108,696)	0	0	**(108,696)**
Development Income (Net)	0	(761,995)	0	**(761,995)**
Partnership Grants	0	0	(170,385)	**(170,385)**
Investment Income (Net)	0	(1,890,339)	0	**(1,890,339)**
Interest & Other	774	68,020	9,769	**78,563**
Beneficial Interest in Affiliate	(2,575,799)	(33,131)		
Total Revenue	**(2,133,967)**	**(2,617,445)**	**(160,616)**	**(2,303,098)**
Total Expenses	**1,217,323**	**(40,646)**	**(127,485)**	**1,049,192**
Net Gain	**(3,351,290)**	**(2,576,799)**	**(33,131)**	**(3,352,290)**
Net w/o Beneficial Interest	*(775,491)*	(2,543,668)		
Net w/o Investments				***(1,461,951)***

Reviewed

Karl Holderman, VP / CFO _____ Date: 08/12/20

Mark Murray, President / CEO _____ Date: 08/12/20

Center for Hospice Care
July 31, 2020

	Prior Year	Budget	Actual
Patients Served	1,390	1,430	1,417

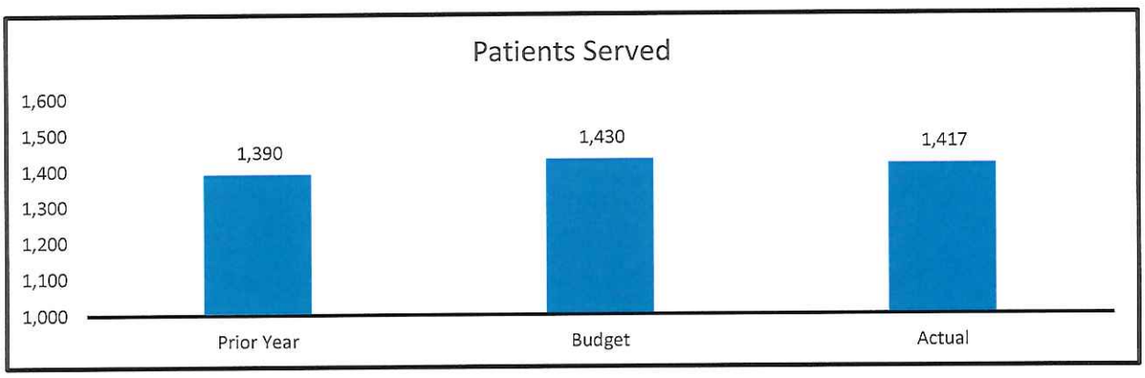

Average Daily Census	Prior Year	Budget	***Breakeven	Actual
Hospice	383.75	394.66	370.80	390.46
Home Health	31.34	29.44	27.66	39.28
Total Average Daily Census	**415.09**	**424.10**	**398.46**	**429.74**

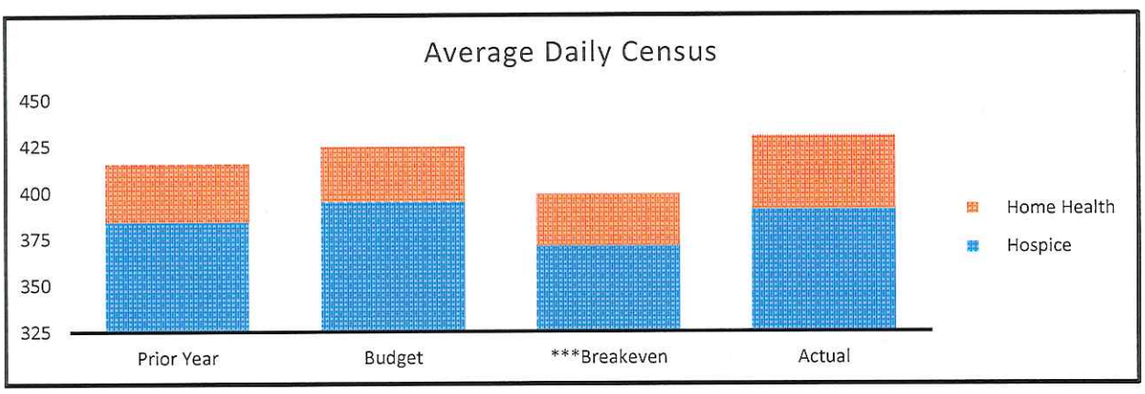

**** Budgeted Breakeven*

	Prior Year	Budget	Actual
Operating Revenue	13,239,218	14,236,702	13,788,972

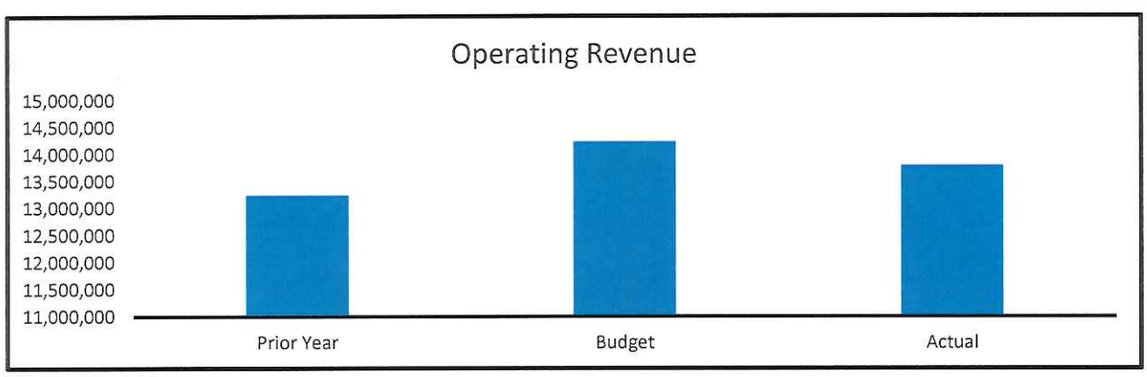

	Prior Year	Budget	Actual
Total Expenses	11,734,134	13,851,541	12,951,457

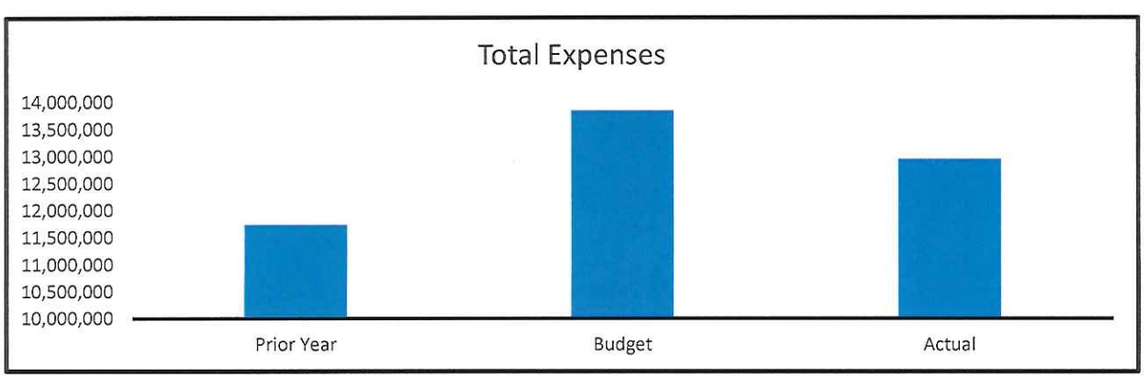

Summary Balance Sheet
Center for Hospice Care
July 31, 2020

Assets	May 31, 2020	June 30, 2020	July 31, 2020	July 31, 2019	Net Change
Cash and Equivalents	7,797,379.91	7,957,183.39	8,061,420.10	2,997,718.53	5,063,701.57
Intermediate Cash	0.00	0.00	0.00	0.00	0.00
Long Term Cash	0.00	0.00	0.00	0.00	0.00
Other Investments	0.00	0.00	0.00	0.00	0.00
Accounts Receivable	2,082,159.23	2,016,268.72	2,130,309.91	6,165,464.21	(4,035,154.30)
Due from Affiliate	0.00	0.00	0.00	0.00	0.00
Prepaid Assets	521,218.98	487,474.14	444,280.81	447,715.92	(3,435.11)
Plant, Property & Equipment	5,633,487.83	5,633,657.83	5,754,047.30	4,579,284.70	1,174,762.60
Accumulated Depreciation	(4,019,880.14)	(4,051,834.17)	(4,083,788.20)	(3,672,453.84)	(411,334.36)
Other Assets	44,457,862.13	45,009,652.32	45,935,375.03	43,614,573.35	2,320,801.68
Total Assets	**56,472,227.94**	**57,052,402.23**	**58,241,644.95**	**54,132,302.87**	4,109,342.08
Liabilities					
Accounts Payable	264,146.07	323,211.73	378,401.45	437,808.62	(59,407.17)
Due to Affiliate	0.00	0.00	0.00	0.00	0.00
Accrued Payroll	874,347.83	986,970.91	1,070,662.37	966,790.93	103,871.44
Payroll Taxes	0.00	0.00	0.00	0.00	0.00
Payroll Deductions	2,358.42	3,012.17	1,938.29	4,179.47	(2,241.18)
Other Liabilities	1,395,015.57	1,395,015.57	1,395,015.57	0.00	1,395,015.57
Long Term Liabilities	0.00	0.00	0.00	0.00	0.00
Total Liabilities	**2,535,867.89**	**2,708,210.38**	**2,846,017.68**	**1,408,779.02**	1,437,238.66
Fund Balance					
Unrestricted Funds	54,707,297.08	54,708,803.33	54,708,803.33	48,684,406.90	6,024,396.43
Temporarily Restricted Funds	10,677.26	9,171.01	9,171.01	9,171.01	0.00
Permanantly Restricted Funds	0.00	0.00	0.00	0.00	0.00
Retained Earnings					0.00
Year to Date Net Income	(781,614.29)	(373,782.49)	677,652.93	4,029,945.94	(3,352,293.01)
Total Fund Balance	**53,936,360.05**	**54,344,191.85**	**55,395,627.27**	**52,723,523.85**	2,672,103.42
Total Liabilities and Fund Balance	**56,472,227.94**	**57,052,402.23**	**58,241,644.95**	**54,132,302.87**	4,109,342.08

08/10/20
01:52 PM

Center For Hospice Care
Summary Income Statement

	January	February	March	April	May	June	July	August	September	October	November	December	YTD Actual	YTD Budget	YTD Variancce
Operating Revenue															
Hospice Medicare Benefit	2,135,296	1,758,756	1,943,544	1,740,937	1,778,862	1,674,905	1,879,668						12,911,968	12,985,773	(73,805)
Medicaid Hospice Benefit	12,573	10,580	22,196	3,891	16,807	39,505	33,344						138,896	107,851	31,045
Private Ins Hospice Benefit	49,660	102,754	28,231	91,460	71,972	99,403	144,585						588,065	928,764	(340,699)
Self-Pay Hospice Benefit	613	10,310	(4,577)	600	(987)	(5,063)	493						1,390	45,020	(43,630)
Hospice House R&B														5,217	(5,217)
Medicare Home Health	17,138	9,802	1,924	28,076	26,439	33,911	30,854						148,143	137,215	10,928
Medicaid Home Health	311	452	128	234	1,017	23	128						2,293	181	2,112
Private Ins Home Health	(4,489)	4,722	4,455	(4,689)	(500)	63,124	(64,406)						(1,783)	22,697	(24,480)
Self-Pay Home Health														3,984	(3,984)
Total Operating Revenue	**2,211,102**	**1,897,376**	**1,995,901**	**1,860,509**	**1,893,610**	**1,905,808**	**2,024,666**	**0**	**0**	**0**	**0**	**0**	**13,788,972**	**14,236,702**	**(447,730)**
Development Income															
Other Income															
Interest Income	1,133	1,246	1,196	1,208	1,471	1,374	1,424						9,052	4,900	4,152
Change in Ben Int in Foundation	(161,969)	(1,130,300)	(2,662,010)	1,634,335	852,822	376,724	813,332						(276,066)	332,506	(609,072)
CADS Income	25,333	21,986	21,263	393		11,968	18,236						99,180	210,000	(110,820)
Miscellaneous Income	2,230	351	2,529	1,148	5,393	(2,770)	94						8,975	14,581	(5,606)
Total Other Income	**(133,273)**	**(1,106,717)**	**(2,637,022)**	**1,637,084**	**859,686**	**387,296**	**833,086**	**0**	**0**	**0**	**0**	**0**	**(158,859)**	**561,987**	**(721,346)**
Total Revenue	**2,077,829**	**790,659**	**(641,121)**	**3,497,593**	**2,753,296**	**2,293,104**	**2,857,752**	**0**	**0**	**0**	**0**	**0**	**13,630,113**	**14,798,689**	**(1,169,076)**

08/10/20
01:52 PM

Center For Hospice Care
Summary Income Statement

	January	February	March	April	May	June	July	August	September	October	November	December	YTD Actual	YTD Budget	YTD Variancce
Operating Expenses															
Salary & Wages	971,744	966,609	1,031,548	945,213	941,615	1,005,902	940,490						6,803,121	7,431,749	628,628
Temporary Staff	14,293	13,528	16,256	14,098	16,630	14,033	15,918						104,755	152,500	47,745
Employment Expenses	311,957	333,627	285,786	280,413	330,529	322,529	297,709						2,162,550	1,704,078	(458,472)
Education	18,779	3,987	1,764	(1,387)	4,266	(1,314)	6,067						32,162	88,300	56,138
Travel	29,126	31,687	29,687	19,738	21,579	23,473	25,018						180,308	231,747	51,439
Supplies Inventory	26,397	23,740	40,638	29,745	21,949	20,801	43,135						206,406	188,738	(17,668)
HMB Direct Care	219,499	174,268	231,294	208,133	182,932	217,482	191,712						1,425,321	1,659,981	234,660
MHB Direct Care	2,560	7,739	1,187	3,474	2,599	3,723	2,919						24,202	17,538	(6,664)
PHB Direct Care	15,693	19,836	27,509	18,521	19,927	16,562	20,809						138,857	129,750	(9,107)
SHB Direct Care	2,183	4,546	6,189	3,892	3,746	5,644	6,928						33,128	42,085	8,957
Hospice House Expenses	3,447	2,574	2,466	2,876	930	1,858	3,158						17,309	16,338	(971)
Hospice Outreach	2,658	1,215	1,358	395	1,500	593	296						8,017	21,625	13,608
Office Costs	14,289	12,767	26,134	14,440	13,458	25,356	11,187						117,631	132,845	15,214
Dues	8,365	7,945	7,945	8,455	8,366	8,628	8,882						58,587	47,114	(11,473)
Insurance	19,433	19,475	12,335	18,827	17,919	5,544	11,188						104,720	123,961	19,241
Public Awareness	18,929	21,894	20,600	21,224	21,945	25,766	15,688						146,048	234,181	88,133
Professional Fees	8,461	2,753	22,346	20,407	7,176	15,643	15,155						91,941	90,316	(1,625)
Software Maintenance	16,710	18,813	17,248	16,122	19,291	16,658	15,368						120,210	236,656	116,446
Volunteer Awards & Expenses	393	1,567	1,296	1,800		747							5,802	17,500	11,698
Building & Grounds	42,644	30,147	55,199	53,041	43,732	50,386	52,816						327,966	350,948	22,982
Telephone	43,416	47,624	47,837	45,727	35,291	40,482	40,483						300,860	254,849	(46,011)
Depreciation	27,161	27,161	27,161	27,161	27,161	27,161	27,161						190,126	324,128	134,002
Bad Debt	22,597	(6,012)	26,550	46,317	45,301	31,437	32,051						198,242	142,368	(55,874)
Miscellaneous	8,806	6,085	14,068	7,503	5,631	6,062	5,502						53,658	61,257	7,599
CADS Expenses	20,000	20,531	21,653	9,646	10,910	114	16,675						99,530	150,989	51,459
Total Operating Expenses	**1,869,540**	**1,794,106**	**1,976,054**	**1,815,781**	**1,804,383**	**1,885,270**	**1,806,315**	**0**	**0**	**0**	**0**	**0**	**12,951,457**	**13,851,541**	**900,080**
Total Expenses	**1,869,540**	**1,794,106**	**1,976,054**	**1,815,781**	**1,804,383**	**1,885,270**	**1,806,315**	**0**	**0**	**0**	**0**	**0**	**12,951,457**	**13,851,541**	**900,080**
Net Gain	**208,289**	**(1,003,447)**	**(2,617,175)**	**1,681,812**	**948,913**	**407,834**	**1,051,437**	**0**	**0**	**0**	**0**	**0**	**678,656**	**947,148**	**(268,495)**
Beneficial Int in Foundation	**(161,969)**	**(1,130,300)**	**(2,662,010)**	**1,634,335**	**852,822**	**376,724**	**813,332**						**(276,066)**	**332,506**	**(608,572)**
Net w/o Beneficial Interest	**370,258**	**126,853**	**44,835**	**47,477**	**96,091**	**31,110**	**238,105**	**0**	**0**	**0**	**0**	**0**	**954,722**	**614,642**	**(340,077)**

4